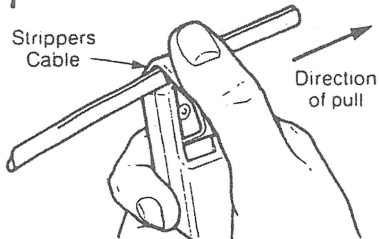
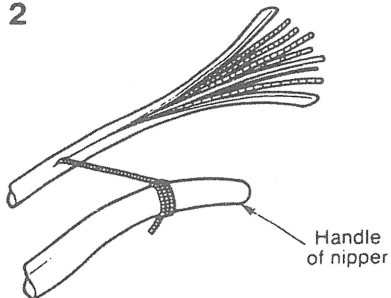


**1**

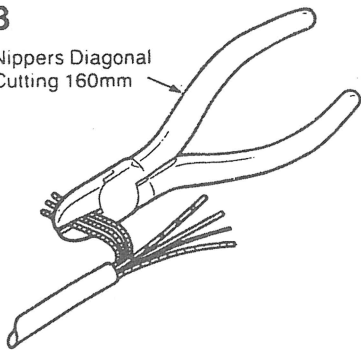
Using correctly adjusted Strippers Cable Sheath 7, make two diametrically opposite longitudinal cuts on the cable sheath to expose 150-200mm of cable core.  
NB There is a spare blade in the handle of this tool.

**2**

Extract the rip cord and wrap it around a suitable bar (eg handle of nippers). Pull slowly to split the cable sheath to the required length.

**3**

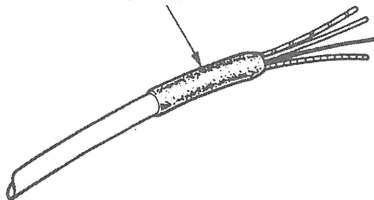
Nippers Diagonal Cutting 160mm



Remove excess sheath and cut strength members to a length of 20mm.

**4**

Sleeve Dropwire Protection 2A



Fold back strength members along sheath and place a Sleeve Dropwire Protection 2A over the strength members and sheath.